



P&I®



PRODUCTS & IDEAS (INDIA) PVT. LTD.

PREMIUM QUALITY COMMERCIAL KITCHEN & BAKERY EQUIPMENT

PRODUCT CATALOGUE

equipment
with
heart



Our Brands



Exclusive Dealer



Authorised Dealer



Display Food Warmers



HOD 55 HOD 55SL

Capacity : 55 Ltrs.
Power : 750W
Size : 620x350x425mm



HOD 110 HOD 110SL

Capacity : 110 Ltrs.
Power : 1000W
Size : 875x350x425mm



HOD 165 HOD 165SL

Capacity : 165 Ltrs.
Power : 1000W
Size : 875x400x535mm



FEATURES

- » Combination of Toughened Glass & Stainless Steel
- » Efficient Thermostat for required temperatures
- » Adjustable racks for storing adjustments
- » Three Side Glass Display
- » Also Available : Sliding Glass Door in all Models

Display Food Warmers



SMALL
Power : 910W
Size : 660x480x600mm



BIG
Power : 1300W
Size : 940x480x620mm



IMPORTED

DOUBLE LAYER
Power : 300W
Size : 550x400x420mm

Two Door



Two Door (Small)
Power : 1500W
Size : 660x480x640mm



Two Door (Big)
Power : 1800W
Size : 900x480x640mm

Round Glass (Luxury)



SMALL
Power : 1500W
Size : 660x530x590mm

Vertical Round Glass



SMALL
Power : 850W
Size : 350x425x550mm



BIG
Power : 850W
Size : 350x425x730mm



JUMBO
Power : 1000W
Size : 660x450x520mm



BIG
Power : 1800W
Size : 900x530x590mm

Sandwich Grillers



Griller - Small

Size : 305x395x210mm
Power : 1.8Kw
Voltage : 220V

with
Non-Stick
Ribbed
Grilling
Plates



Griller - Small Double

Size : 575x395x210mm
Power : 1.8Kw+1.8Kw
Voltage : 220V

with
Non-Stick
Ribbed
Grilling
Plates



Griller - Big

Size : 425x395x210mm
Power : 2.2Kw
Voltage : 220V

with
Non-Stick
Ribbed
Grilling
Plates



Griller - Big Double

Size : 845x395x210mm
Power : 2.2Kw+2.2Kw
Voltage : 220V

with
Non-Stick
Ribbed
Grilling
Plates



Sandwich Griller (Patty Type)



Power : 1.5Kw
Size : 435x410x290mm

Crepe Machine



Power : 3.0Kw
Size : 520x450x220mm

Wrap Griller



Size : 305x395x210mm
Power : 1.8Kw
Voltage : 220V

Plain Griller



Size : 425x395x210mm
Power : 2.2Kw
Voltage : 220V



Chocolate Fountains



Semi Professional

Professional (5 Layer)

Professional (6 Layer)

Semi Professional

Power : 210W
Temp : 40-60°C
Size: 33x60cm (Height)

Professional (5)

Power : 230W
Temp : 30-150°C
Size: 33x68cm (Height)

Professional (6)

Power : 280W
Temp : 30-150°C
Size: 36x82cm (Height)

Chocolate Tempering Machine



Power : 400w
Capacity : 5 ltrs.
Temp. Range : 30-90°C
Size: 420x320x470mm

Power : 600w
Capacity : 10 ltrs.
Temp. Range : 30-90°C
Size: 420x320x600mm

Chocolate Warmers



1½ ltrs.
Power : 300W
Specs : 1x1½ ltrs.



3 ltrs.
Power : 600W
Specs : 2x1½ ltrs.



3.5 ltrs.
Power : 600W
Specs : 1x3½ ltrs.



7 ltrs.
Power : 1200W
Specs : 2x3½ ltrs.

Sauce Pump



1 Tank
Cap. : 2.2 ltrs.
Size : 140x260x370mm

2 Tank

Cap. : 2.2 ltrs. x 2
Size : 260x260x370mm



Hot Chocolate Dispensers



1 Tank
Cap. : 2.35 ltrs.
Power : 150w
Size : 265x400x370mm

2 Tank

Cap. : 2.35 ltrs. x 2
Power : 300w
Size : 500x400x370mm




Milk Warmer

SS-304 GRADE WATER COMPARTMENT

SS-304 GRADE MILK VESSEL

INDIRECT HEATING



SMALL

Power : 2000W
Size : 315x490mm
Capacity of milk : 8 Ltrs.
Capacity of water : 25 Ltrs.

BIG

Power : 1500W
Size : 450x350x540mm
Capacity : 12 Ltrs.



Stick Blender



Power : 500W
RPM : 9000
Length : 28"
Immersible Tube Length : 16"

Power : 280W
RPM : 13000
Whisk Length : 165mm
Immersible Tube Length : 9.5"



Drink Mixer



Power : 400W
Size : 295x255x530mm

Power : 800W
Size : 330x160x500mm



Ice Crushers  With Copper Motor



Eco
Power : 300W
Size : 325x200x300mm



Semi Deluxe
Power : 250W
Size: 360x290x310mm



Deluxe
Power : 300W
Size: 390x290x340mm



PI-300 HD
Power : 350W
Size: 420x210x695mm



PI-300 FD
Power : 300W
Size: 430x260x310mm



Juicers



Citrus
Power : 180W



Centrifugal Juicer
Power : 1400W
Size : 350x270x465mm



Heavy Duty
Power : 370W
Output : 90-100 kg/hr.
Size : 360x285x420mm

Heavy Duty Big

Power : 550W
Output : 100-120 kg/hr.
Size : 430x350x450mm



Ice Shaver



Power : 180W
Size: 375x280x435mm

Ice Cutter



Power : 300W
Output : 120 kg/hr.
Size : 285x380x520mm

Ice Crusher with Bin



Power : 350W
Output : 300 kg/hr.
Size : 470x360x850mm

ELECTRIC BAKING OVENS



**1 Deck
1 Tray**
electric baking oven

YCD-1D
Power : 4.4Kw/220V
Size : 915x700x400mm



**1 Deck
1 Tray**
with digital temperature control

**YCD-1DT
(with SS body)**
Power : 4.4Kw/220V
Size : 915x700x400mm

**1 Deck
2 Tray**
electric baking oven



YCD-2D
Power : 6.6Kw/220V
Size : 1210x810x520mm



**1 Deck
2 Tray**
electric baking oven (Digital)

**YCD-2D
(Digital Touch Pad)**
Power : 6.6Kw/220V
Size : 1210x810x520mm

WITH DIGITAL TIMER
88:88

**1 Deck
3 Tray**
electric baking oven

YCD-3D
Power : 9.0Kw/440V
Size : 1610x810x520mm



WITH DIGITAL TIMER
88:88

WITH NEW DIGITAL PANEL

**1 Deck
2 Tray**
electric baking oven (SS body)



**YCD-2D (full SS)
(with Full Glass Door)**
Power : 6.6Kw/220V
Size : 1210x810x520mm

WITH DIGITAL TIMER
88:88

**2 Deck
2 Tray**
electric baking oven

WITH DIGITAL TIMER
88:88



WFF-202D
Power : 8.8Kw/220V
Size : 915x700x800mm

**2 Deck
4 Tray**
electric baking oven

WITH DIGITAL TIMER
88:88



YCD 2-4D
Power : 13.2Kw/440V
Size : 1210x810x1280mm

**3 Deck
6 Tray**
electric baking oven

WITH DIGITAL TIMER
88:88



WITH NEW DIGITAL PANEL



YCD 3-6D
Power : 19.8Kw/440V
Size : 1210x810x1500mm

Electric Baking Ovens with Steamer

YCD-2D
Power : 7.0Kw/220V
Size : 1210x860x520mm

YCD 2-4D
Power : 14.0Kw/440V
Size : 1210x860x1280mm



WITH NEW DIGITAL PANEL

Convection Oven (with spray)

ECO-1A
Power : 2.65Kw/220V
Size : 665x620x470mm



GAS BAKING OVENS



**1 Deck
1 Tray**
gas baking
oven



**Ycq-1D (full SS)
(With Full Glass Door)**
Power : 100W
Size : 1000x760x580mm

**1 Deck
2 Tray**
gas baking
oven



Ycq-2D
Power : 100W
Size : 1330x895x680mm

**1 Deck
2 Tray**
gas baking
oven (SS body)



**Ycq-2D (full SS)
(With Full Glass Door)**
Power : 100W
Size : 1330x895x680mm

**1 Deck
2 Tray**
gas baking
oven (Digital)



Ycq-2DD (Digital)
Power : 100W
Size : 1330x895x680mm

**1 Deck
3 Tray**
gas baking
oven



Ycq-3D
Power : 100W
Size : 1780x900x710mm



WITH
NEW
DIGITAL PANEL

**2 Deck
4 Tray**
gas baking
oven



Ycq 2-4D
Power : 200W
Size : 1330x895x1460mm

**2 Deck
6 Tray**
gas baking
oven



Ycq 2-6D
Power : 200W
Size : 1780x985x1500mm

**3 Deck
6 Tray**
gas baking
oven



Ycq 3-6D
Power : 300W
Size : 1330x895x1735mm

**Ycq 3-9D
(Full SS Body)**

Power : 300W
Size : 1780x995x1735mm



WITH
NEW
DIGITAL PANEL





BAKING OVENS (SS 304 BODY)



YCD-2DH
(1 Deck - 2 Tray)
Power : 6.6Kw/220V
Size : 1250x820x565mm



YCQ-2DH
(1 Deck - 2 Tray)
Power : 100w/220V
Size : 1330x860x675mm



YCD 2-4DH
(2 Deck - 4 Tray)
Power : 13.2Kw/440V
Size : 1250x820x1300mm



YCQ 2-4DH
(2 Deck - 4 Tray)
Power : 200w/220V
Size : 1330x860x1495mm

Gas Baking Ovens with Steamer

YCD-2D
Power : 1.3Kw / 220V
Size : 1330x1000x680mm



BAKING OVENS WITH PROOFER (ELECTRIC)

**1 Deck
2 Tray**
baking oven
with proofer



YCD-2DP
Power : 9.4Kw/440V
Size : 1220x850x1520mm

**2 Deck
4 Tray**
baking oven
with proofer



YCD 2-4DP
Power : 16Kw/440V
Size : 1220x850x2080mm

BAKING OVENS WITH PROOFER (GAS)

**1 Deck
2 Tray**
baking oven
with proofer



YCQ-2DP
Power : 2.8Kw
Size : 1340x900x1620mm

**2 Deck
4 Tray**
baking oven
with proofer



YCQ 2-4DP
Power : 2.8Kw
Size : 1340x900x2120mm

ELECTRIC PROOFER



WFF-6B



WFF-13B



WFF-26B

**WFF-6B
(6 Tray)**
Power : 2.6Kw/220V
Size : 500x680x1100mm

**WFF-13B
(13 Tray)**
Power : 2.6Kw/220V
Size : 500x680x1800mm

**WFF-26B
(26 Tray)**
Power : 2.8Kw/220V
Size : 1000x680x1800mm

Planetary Mixers (Normal Series)



B5

B10

B15

B20

B25

B30



Model	Capacity		Voltage (V)	Power (W)	Weight (Kg)
	Vol.(Ltr)	Max. Kneeding (Kg)			
B-5	5	0.5	220	220	18
B-10	10	1.5	220	500	60
B-15	15	2.0	220	500	72
B-20	20	5.0	220	1100	85
B-25	25	6.5	220	1250	90
B-30	30	8.0	220	1250	95
B-40	40	12.0	220	2200	168

Planetary Mixers (Deluxe Series)



B-5 Dlx

B-7 Dlx

B-10 Dlx

B-20 Dlx

B-30 Dlx

B-40 Dlx

Model	Capacity		Voltage (V)	Power (W)	Weight (Kg)
	Vol.(Ltr)	Max. Kneeding (Kg)			
B-5 Dlx	5	0.5	220	300	25
B-7 Dlx	7	0.8	220	500	40
B-10 Dlx	10	1.0	220	450	56
B-20 Dlx	20	5.0	220	750	80
B-30 Dlx	30	8.0	220	1100	90
B-40 Dlx	40	10.0	220	1100	150



Spiral Mixers (Deluxe)



DH-8



DH-20



DH-30



DH-50



YQ-S60



DH-100
(with timer)

Spiral Mixer (Normal)



H-50

Spiral Mixers (Tilting)



DH - 20AT / 30AT / 40AT

Spiral Mixers (Digital)



HS-50D

Model	Capacity Vol. (Ltr)	Max. Kneeding (Kg)	Voltage (V)	Power (W)	Weight (Kg)	Speed
DH-8	8	3	220	700	36	1
DH-20	21	8	220	1100	105	2
DH-30	35	12	220	1600	108	2
DH-50	50	21	440	2200	140	2
H-50	50	20	220	2200	155	2
YQ-S60	60	25	440	2200	204	2
DH-100	100	40	440	4500	300	2
HS-50D (Digital)	66	25	440	2800	245	2
DH-20AT	20	8	440	1500	138	2
DH-30AT	30	12	440	1500	145	2
DH-40AT	40	16	440	1500	155	2

Pizza Roller

Power : 0.37Kw
Size : 540x550x650mm




Bread Slicer

Power : 250W
 Max. Qty. of slices : 31
 Thickness of slice : 12mm
 Weight : 70kg
 Size : 730x680x900mm



Power : 370W
 Max. Qty. of slices : 31
 Thickness of slice : 12mm
 Weight : 70kg
 Size : 560x780x800mm
SS Body



Dough Divider

Dough Weight : 30-100 gms
 Power : 500w
 Size : 520x420x1230mm



Dough Sheeter



LSP-380A
 Power : 1100W
 Weight : 225kg
 Size : 2000x780x1030mm



LSP-520A
 Power : 1100W
 Weight : 260kg
 Size : 2460x880x1240mm

TSP-380
 Power : 1100W
 Weight : 240kg
 Size : 2000x780x650mm



TSP-520
 Power : 1100W
 Weight : 240kg
 Size : 2460x880x650mm



Waffle Baker



Round

Power : 1.2Kw
Size: 250x430x250mm



Round Double

Power : 1.2Kw
Size: 250x430x250mm



Square 2210

Power : 2.0Kw
Size: 410x305x240mm



Square 2210D

Power : 2.0Kw
Size: 445x345x240mm



Rotary (Round)

Power : 1.3Kw
Size: 490x250x350mm



Rotary (Double)

Power : 2.6Kw
Size: 490x500x350mm



Rotary (Round, Digital)

Power : 1.2Kw
Size: 430x360x290mm



Rotary (Square, Digital)

Power : 1.2Kw
Size: 430x360x290mm



Bubble Waffle

Power : 1.2Kw
Size: 420x225x290mm



Grid Waffle

Power : 1.55Kw
Size : 435x410x305mm



Candy Waffle (Butterfly)

Power : 1.75Kw
Size : 450x350x280mm



Candy Waffle (Round)

Power : 1.55Kw
Size : 410x395x305mm



Candy Waffle (Pine)

Power : 1.75Kw
Size : 450x350x280mm

Waffle Cone Baker



Round

Power : 1.2Kw
Size: 250x430x250mm



Square

Power : 1.75Kw
Size: 410x305x240mm

Churros Maker



Power : 1.55Kw
Size: 390x340x245mm

Donut Maker



Power : 1.55Kw
Size : 360x330x245mm

Candy Floss



Eco

Power : 1.20Kw
Size: 500x500x480mm




Deluxe

Power : 1.30Kw
Size: 520x520x500mm

Potato Twister



Manual



Motorised



Pan Cake Maker



Round Shape

Power : 850w
Size: 375x300x170mm

Heart Shape

Power : 850w
Size: 375x300x170mm



Pass Through Warmer



Power : 800w
Size: 690x630x740mm





Deep Fryers (Electric)

Model	Specification	Cap. (Ltr.)	Power (Kw.)	Voltage (V)	Size (mm)
PI-4L	1 Tank	4	2	220	191x420x270
EF-6L (Digital)	1 Tank	6	2.5	220	410x265x290
PI-81	1 Tank	5.5	2	220	230x420x310
PI-81A	1 Tank	5.5	2	220	230x420x310
PI-82A	2 Tank	11	2+2	220	440x430x310
PI-18A	1 Tank	11	5	220	440x430x310
PI-88A	1 Tank	8.5	3.1	220	290x460x360
PI-89A	2 Tank	17	3.1+3.1	220	580x460x360
EF-101V	1 Tank	10(V)	3.0	220	280x460x325
EF-102V	2 Tank	20(V)	3+3	220	570x460x325
EF-131	1 Tank	13(V)	3.3	220	325x505x355
EF-132V	2 Tank	26(V)	3.3+3.3	220	630x505x355
EF-161V	1 Tank	16(V)	3	220	330x525x355
EF-162V	2 Tank	16 (V)	3+3	220	640x525x355
EF-171V	1 Tank	15	3	220	295x560x350



PI 4L

PI 18A

PI 88A



PI 81A

EF 6L (DIGITAL)



PI 82A
PI 89A

EF 102V
EF 132V
EF 162V

EF 101V
EF 131V
EF 161V

EF 171V

Deep Fryers with Cabinets

Model	Electric Single	Electric Double	Gas Single	Gas Double
Specification	1 Tank	2 Tank	1 Tank	2 Tank
Cap. (Ltr.)	16	16+16	18	18+18
Power (Kw.)	5 Kw	5 Kw+5 Kw	-	-
Voltage (V)	220	220	-	-
Size (mm)	340x530x940	345x925x945	342x585x1025	680x615x1085



Gas Fryer with cabinet

Electric Fryer with cabinet

Deep Fryers (Gas)

Model	Specifications	Cap. (Ltr.)	Size (mm)
Single	1 Tank	6	290x540x470
Double	2 Tank	6+6	570x540x470
Single (Auto)	1 Tank	12	340x615x630
Double (Auto)	2 Tank	12+12	680x615x630



Single

Double



Single - Auto

Double - Auto



Conveyor Slice Toasters



TT-150

Power : 1.3Kw
Size: 290x420x390mm



TT-300

Power : 2.2Kw
Size: 370x420x390mm



TT-A150

Power : 1.3Kw
Size: 290x420x390mm



TT-A300

Power : 2.2Kw
Size: 370x420x390mm

Slice Toaster



4 Slice

Power : 1800W
with timer



6 Slice

Power : 2500W
with timer

Salamanders



936

Power : 4Kw/220V
Size: 645x320x280mm



936

Power : 2.2Kw/220V
Size: 645x320x280mm



938

Power : 2.2Kw/220V
Size: 610x400x380mm



937

Power : 4Kw/220V
Size: 840x465x490mm



450

Power : 2.8Kw/220V
Size: 510x480x520mm



600

Power : 4Kw/220V
Size: 570x480x520mm



Hamburger Warmer



Power : 700W/220V
Size: 400x440x300mm



Power : 2Kw/220V
Size: 410x700x300mm

Shawarma Machines



Electric (Small)

Power : 6Kw
Size : 670x540x780mm



Electric (Big)

Power : 9Kw
Size : 670x540x1015mm



2 Burner

Size : 670x540x670mm



3 Burner

Size : 670x540x840mm



4 Burner

Size : 670x540x1015mm

GAS RANGE

Rotisserie



GAS

Power : 190w
Size : 880x660x750mm



ELECTRIC

Power : 4.7Kw
Size : 810x660x640mm



GAS

Power : 550w
Size : 1370x620x1420mm

Gas Bar-be-que (Lava Rock)




with
Skewers



Size : 680x570x370mm
Fuel Used : LPG GAS

Bar-be-que



Power : 14w
Size : 1210x480x280mm
Fuel Used : COAL

Conveyor Pizza Oven



VPS-8A

Belt Size: 12"
Power: 5.8Kw
Size: 1500x600x430mm



VPS-8B

Belt Size: 18"
Power: 7.7Kw
Size: 2080x760x430mm

Stone Pizza Oven (Gas)



(Full SS Body)

Power : 100W
Product Size : 1000x760x580mm
Stone Size : 600x400x15mm



WITH
NEW
DIGITAL PANEL

Stone Pizza Oven (Electric)

JUMBO



(Full SS Body)

Power : 6.6Kw
Product Size : 1210x810x520mm
Stone Size : 850x625x15mm



WITH
NEW
DIGITAL PANEL

Sugarcane Juicer



Power : 800W
Size: 400x460x830mm



Power : 800W
Size: 400x460x630mm



Mini Pizza Maker

Power : 2000w
Size : 570x335x170mm
Diameter : 120mm



STONE PIZZA OVENS (ELECTRIC)

(* ALL SIZES ARE IN MM)



Stone Pizza Oven Small (Full SS)
Stone Size : 400x400x15mm | Power : 1.6Kw



Stone Pizza Oven Small Double Deck (Full SS)
Stone Size : 400x400x15mm x 2 | Power : 2.4Kw



Stone Pizza Oven Medium (Full SS)
Stone Size : 500x500x15mm | Power : 2.0Kw



Stone Pizza Oven Medium Double Deck (Full SS)
Stone Size : 500x500x15mm x 2 | Power : 3Kw



Stone Pizza Oven Large (Full SS)
Stone Size : 600x600x15mm | Power : 2.2Kw



Stone Pizza Oven Large Double Deck (Full SS)
Stone Size : 600x600x15mm x 2 | Power : 3.3Kw



Product Size: 875x600x700mm

Stone Pizza Oven Big Double Deck (Full SS)
Stone Size : 425x625x15mm (2)
Power : 6.0Kw



Stone Pizza Oven Big Single Deck (Full SS)
Stone Size : 425x625x15mm | Power : 3Kw

Veg Choppers



TQ5


Power : 0.55Kw/220V
Size : 525x420x536mm



QS620B

Power : 1.1Kw/220V
Size : 775x710x940mm

Veg Cutter



HCL-300

5 Blades » 7 Blades » 8 Blades
Power : 550W
Size : 560x290x560mm



5 BLADES - SLICING & SHREDDING
7 BLADES - SLICING, SHREDDING & DICING
8 BLADES - SLICING, SHREDDING, DICING & FRENCH FRIES

Meat Mincers

#12

#22

#12

#22



MG-12

SS Body
Power : 800W
Cap : 100 Kg./Hr.



SXC-12

SS Body
Power : 650W
Cap : 120 Kg./Hr.



SXC-22

SS Body
Power : 1100W
Cap : 150 Kg./Hr.



HFM-12

SS-304 Body
Power : 800W
Capacity : 190 Kg./Hr.



HFM-22

SS-304 Body
Power : 1100W
Capacity : 230 Kg./Hr.

Meat Slicer



Dia of blade : 195mm/250mm
Slicing Thickness : 0.2-12mm
Width : 150mm | Power : 120W
Size : 520x420x380mm

Sausage Filler

SF-5L

Capacity : 5 Ltr.
Size: 300x260x620mm

SF-7L

Capacity : 7 Ltr.
Size: 300x260x720mm



Bone Saw (SS Body)



Power : 750W
Length : 1650mm
Dia : 210mm Size: 530x515x955mm

Griddle Plates (Gas)



718
Gas Griddle Plate
Size: 550x510x425mm



720
Gas Griddle Plate
Size: 730x560x430mm



722
Gas Griddle Plate
Size: 730x560x430mm



Griddle Plates (Electric)



818
Plain Griddle Plate (Small)
Power : 3Kw / 220V
Size: 550x450x235mm



821
Grooved Griddle Plate (Small)
Power : 3Kw / 220V
Size: 550x450x235mm



818-2
Half Grooved Griddle Plate (Small)
Power : 3Kw / 220V
Size: 550x450x235mm



820
Plain Griddle Plate (Big)
Power : 4.4Kw / 220V
Size: 730x520x235mm



822
Half Grooved Griddle Plate (Big)
Power : 4.4Kw / 220V
Size: 730x520x235mm



750
Plain Griddle Plate (Jumbo)
Power : 4.4Kw / 220V
Size: 750x520x310mm

Hotdog Machine

- Power : 2.2Kw
- Size: 590x405x510mm
- 9 Rollers
- Round glass (optional)
- Warming Cabinet



- Power : 1.4Kw
- Size : 585x345x405mm
- 7 Rollers



Bain Marie



2 Bowl
1/2x2
Power : 1.5Kw
Size : 553x335x300mm



3 Bowl
1/3x3
Power : 1.5Kw
Size : 553x335x300mm



4 Bowl
1/2x4
Power : 2Kw
Size : 750x680x275mm



6 Bowl
1/3x6
Power : 2Kw
Size : 750x680x275mm



3 Bowl (with glass)
1/2x3
Power : 1.5Kw
Size : 970x418x190mm



4 Bowl (with glass)
1/2x4
Power : 1.5Kw
Size : 1240x418x190mm



5 Bowl (with glass)
1/2x5
Power : 1.8Kw
Size : 1500x418x190mm

Coffee Warmer



Power : 160w
Size : 380x200x40mm

Nachos Warmer



Power : 300w
Size : 405x395x555mm

Glass Displays



Capacity : 25 ltrs.
Size : 554x376x311mm



Capacity : 45 ltrs.
Size : 554x376x376mm

Corn Steamer

Power : 2500w



Electric Bar-be-que

Power : 3Kw
Size : 600x480x230mm



Momo Steamer



Power : 1500w
Size of pan: 34 cms
Layers : 2



Power : 4200w
Size of pan: 47 cms
Layers : 4



Power : 1000w
Size : 360x430x750mm

Popcorn Machines



Popcorn Machine Big

Power : 1.7Kw
 Size: 900x420x760mm
 Capacity : 16 oz.



Popcorn Machine ECO

Power : 1.3Kw
 Size: 560x420x680mm
 Capacity : 8 oz.



Popcorn Machine Deluxe

Power : 1.35Kw
 Size: 560x420x770mm
 Capacity : 8 oz.



Popcorn Display Warmer

Power : 1.3Kw
 Size: 470x450x460mm
 Capacity : 70 ltrs. with 2 compartments



Popcorn Cart

(Only for 8 oz. machines)



Popcorn Machine (GAS)

Power : 50w
 Size: 515x395x700mm
 Capacity : 8 oz.



Kitchen Timer

Power : 3W
 No. of Channels : 6
 Size: 200x130x35mm

Water Boilers

(with SS-304 Inner Layer)



Cup Warmer



WB-10

Power : 1600W
Volume : 10 Ltrs.
Size: 275x275x530mm



WB-20

Power : 1800W
Volume : 20 Ltrs.
Size: 325x325x635mm



WB-25

Power : 1800W
Volume : 25 Ltrs.
Size: 325x325x635mm



WB-40

Power : 2500W
Volume : 40 Ltrs.
Size: 385x485x635mm



WB-30

Power : 2500W
Volume : 30Ltrs.
Size: 390x390x420mm



Power : 140W
Size: 320x320x545mm

Plate Warmer (Imported)



Capacity : 50 Plates
Power : 400W
Size : 500x580x960mm



Capacity : 100 Plates
Power : 800W
Size : 500x1050x960mm

Plate Warmer (Under Counter Type)



Capacity : 50 Plates
Power : 500W

Plate Warmer (Table Top)



Capacity : 50 Plates
Power : 210W
Size : 395x430x695mm

Soup Kettles



SB-6000
MS Body
Power : 400W
Capacity : 10Ltr.
Size: 340x340x395mm



SB-6000S
SS Body
Power : 400W
Capacity : 10Ltr.
Size: 340x340x395mm



SB-6000L
MS Body & Digital
Power : 400W
Capacity : 10Ltr.
Size: 340x340x395mm



ECO
MS Body
Power : 400W
Capacity : 10Ltr.
Size: 350x350x380mm



Food Warmers



NORMAL
Power : 800W
Size : 730x580x550mm



SINGLE LAMP with Base
Power : 650W
Size : 730x580x550mm



GLASS - 2 LAMP
Power : 1000W
Size : 780x530x700mm



GLASS - 3 LAMP
Power : 1400W
Size : 1070x530x700mm



LUXURY - 2 LAMP STONE
Power : 800W
Size : 550x500x750mm



LUXURY - 2 LAMP (Glass)
Power : 500W
Size : 600x750x730mm



2 LAMP (Single Slot)
Power : 1100W
Size : 500x700x650mm



2 LAMP (Double Slot)
Power : 1100W
Size : 500x700x650mm



1 LAMP with PAN
Power : 250W
Size : 465x590x720mm



SINGLE LAMP without Base
Power : 650W
Size : 730x580x550mm

HANGING LAMPS



Power : 250W
Retractable size range
400-1500mm



Power : 250W
Diameter Φ : 190mm
Height : 600-1800mm

Potato Peeler



TP-350
(SS 304 Body)
 Power : 1100w/220V
 Capacity : 75kg/hr.
 Size : 686x500x852mm



TP-450
(SS 304 Body)
 Power : 1500w/220V
 Capacity : 110kg/hr.
 Size : 742x582x960mm

Patty Press



Size: 235x230x275mm

Tomato Slicer



Pasta & Noodle Boiler



4 Basket
 Power : 4Kw
 Size : 600x465x280mm
 Baskets : 4

Roaster

Power : 3Kw
 Size : 460x435x520mm



Food Dehydrator



10 Trays
 Power : 800W
 Trays : 10
 Tray Size : 300x280mm
 Temp. Range : 30-90°C
 Size: 345x395x427mm



16 Trays
 Power : 1500W
 Trays : 16
 Tray Size : 400x380mm
 Temp. Range : 30-90°C
 Size: 465x570x670mm

Softy Machines

Power : 1.95Kw
Output : 20-25 Ltr./Hr.
Size : 540x720x850mm
Refrigerant : R-404A
Flavours : 2+1



Power : 1.95Kw
Output : 20-25 Ltr./Hr.
Size : 540x720x1380mm
Refrigerant : R-404A
Flavours : 2+1



Power : 1.95Kw
Output : 20-25 Ltr./Hr.
Size : 540x720x1380mm
Refrigerant : R-404A
Flavours : 2+1

FULL SS BODY - ECO

Power : 1.85Kw
Output : 16-18 Ltr./Hr.
Size : 540x705x1177mm
Refrigerant : R-410A
Flavours : 2+1



Power : 1.50Kw
Output : 16-18 Ltr./Hr.
Size : 500x790x850mm
Refrigerant : R-410A
Flavours : 1



Ice Cube Machine



MQ-20

Prod. Cap. : 20Kg/24Hr
Storage Cap. : 13Kg
Power : 320W
Size : 415x500x750mm



MQ-40

Prod. Cap.: 40Kg/24Hr
Storage Cap. : 18Kg
Power : 420W
Size : 510x550x750mm



MQ-60

Prod. Cap.: 60Kg/24Hr
Storage Cap. : 40Kg
Power : 580W
Size : 700x580x990mm

Ice Cube Machine (Table top)



Power : 105W
Productivity : 16kg/24hr.
Size : 390x265x364mm



Cold Juice Dispensers (Refrigerated)

with mixer



1 Tank

Capacity : 18 Ltr.
Power : 300W/220V
Size: 470x450x710mm



2 Tank

Capacity : 2x18 Ltr.
Power : 300W/220V
Size: 470x450x710mm



3 Tank

Capacity : 3x18 Ltr.
Power : 350W/220V
Size: 750x470x740mm



1 Tank

Capacity : 12 Ltr.
Power : 200W/220V
Size: 360x470x720mm



2 Tank

Capacity : 2x12 Ltr.
Power : 200W/220V
Size: 360x470x720mm



3 Tank

Capacity : 3x12 Ltr.
Power : 460W/220V
Size: 610x460x710mm



2 Tank

Capacity : 2x9 Ltr.
Power : 200W/220V
Size: 360x470x720mm



Slush Machines

Fried Ice Cream Machine



(1 Tank)



(2 Tank)

1 Tank

Jar Capacity : 15 ltrs./jar
Power : 500w
Size : 430x500x750mm

2 Tank

Jar Capacity : 15 ltrs./jar
Power : 700w
Size : 480x630x840mm



Power : 1200W
Pan Size : 500x500x20mm
Size : 620x760x1200mm

TABLE TOP  COLD DISPLAY

Pastry Display



ECO
Capacity : 100 ltrs.
Power : 195w/220V
Size : 705x472x687mm



DELUXE
Capacity : 100 ltrs.
Power : 160w/220V
Size : 695x470x685mm



DELUXE (Big)
Capacity : 160 ltrs.
Power : 250w/220V
Size : 880x468x686mm

Sushi Showcase

Power : 180w/220V
Size : 1307x450x330mm
GN Pans : 5 nos.



Ice Cream Counter

Capacity : 8x1/6GN pan
Defrost : AUTOMATIC
Power : 140w/220V
Size : 805x670x360mm



Bottle Fridge

Power : 180w/220V
Size : 428x386x960mm



Cake Display

Power : 190w/220V
Size : 504x504x1060mm



Cold Display

Power : 110w/220V
Size : 695x882x417mm



Salad Counters



4 PAN
Capacity : 4x1/3GN pan
Power : 125w/220V
Size : 1200x395x225mm

6 PAN
Capacity : 6x1/3GN pan
Power : 125w/220V
Size : 1500x395x225mm

Commercial Inductions



Power : 3.5Kw
Size: 420x330x100mm



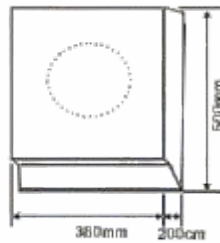
Power : 3.5Kw
Size: 420x330x100mm



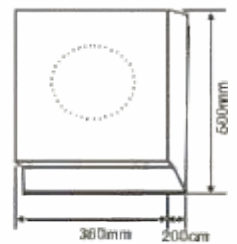
Power : 5Kw
Size: 400x500x270mm



Power : 5Kw
Size: 500x380x200mm



Power : 5Kw
Size: 500x380x200mm



Warming Stations (Food Warmer)

PLATE

Power : 260W
Size : 565x380x75mm
Temp. Range : 0-85°C



KLH-90 (Drop in)

Power : 600W/220V
Size : 915x457x60mm
Temp. Range : 0-85°C

Our Business Associates















& we are growing...

STELLA 德昕®

Commercial Inductions

POPULAR
Buffet Induction

TS-678
With Anti Edge Chipping Glass
Power : 2.2Kw
Size : 316x316mm
Size of Control Box : 128x42mm

POPULAR
Buffet Induction

with
SCHOTT CERAN®
GLASS

TS-678
With Anti Edge Chipping Glass
Power : 2.2Kw
Size : 316x316mm
Size of Control Box : 128x42mm

POPULAR
Buffet Induction

TS-22C01A
With Anti Edge Chipping Glass
Power : 2.2Kw
Size : 302x374x80mm
Cutout Size : 280x355mm

NEW POPULAR
Buffet Induction

with
SCHOTT CERAN®
GLASS

TS-26C01
Power : 2.6Kw
Size : 300x450x80mm
Cutout Size : 270x420mm



TS-3503
Power : 3.5Kw
Size : 360x360x95mm
Cutout Size : 338x338mm



TS-35C06
Power : 3.5Kw
Size : 350x435x150mm
Cutout Size : 330x410mm



TS-20C08
Power : 2Kw
Size : 300x300x70mm
Size of Control Box : 128x42mm

STELLA 德昕®

Commercial Inductions



TS-3501
Power : 3.5Kw
Size : 410x380x95mm



TS-3502
Power : 3.5Kw
Size : 410x380x135mm



TS-50C01A
Power : 5Kw
Size : 350x410x105mm



TS-30C01
Power : 3.0Kw
Size : ϕ 328xH90mm
Embedded Size : ϕ 318mm
Size of Control Box : 128x42mm

TS-21C02A
Power : 2.1Kw
Size : 400x300x40mm



DOUBLE INDUCTION



○○
HORIZONTAL

TS-34C01
Power : 3.4Kw
Size : 735x435x65mm
Cutout Size : 680x400mm



WITH
SCHOTT CERAN®
GLASS

○○
VERTICAL

TS-32C01
Power : 3.2Kw
Size : 290x510x80mm
Cutout Size : 264x488mm

STELLA 德昕®

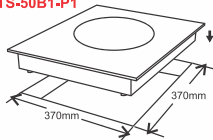
Commercial Kitchen Inductions



TS-50B1-P1

Power : 5Kw
Size : 398x398x180mm
Cutout Size : 370x370mm

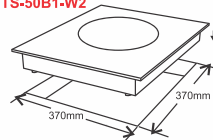
TS-50B1-P1



TS-50B1-W2

Power : 5Kw
Size : 398x398x180mm
Cutout Size : 370x370mm

TS-50B1-W2



Small Induction Griddle Plate

TS-18C05

Power : 1800W
Size : 394x389x56mm



TSD-8C1

Power : 8Kw/440V
Size : 600x700mm

TSD-12C1

Power : 12Kw/440V
Size : 600x700mm



TSD-8A1

Power : 8Kw/440V
Size : 750x750mm

TSD-12A1

Power : 12Kw/440V
Size : 750x750mm



TSD-2D4

Power : 2.5Kw x 4 / 440V
Size : 760x850mm

TSD-3D4

Power : 3.5Kw x 4 / 440V
Size : 840x900mm

STELLA 德昕®

Warming Station



DX-800R1

With Anti Edge Chipping Glass

Power : 800W

Size : 604x461mm

Cutout size : 565x461mm



DX-1200R1

With Anti Edge Chipping Glass

Power : 1200W

Size : 902x459mm

Cutout size : 892x449mm



COMMERCIAL Infrared



TS-24R02

Power : 2.4Kw

Size : 300x300mm

Size of Control Box : 128x42mm



TS-24R01

Power : 2.4Kw

Size : 390x310mm

Cutout size : 270x290mm



**Mixing Tumbler
PI 211**
(Roller Type Vol. 20L)

Power : 200W / 220V
Size : 900x405x820mm



**Oil Filter
PI-302**
(Vol. 43 L)

Power : 370W / 220V
Size : 450x860x820mm



**French Fries Station
PI-426**
(With 3 Lamps)

Power : 750W / 220V
Size : 600x700x1560mm



**Electric Deep Fryer
PI 102**
(Computer Controlled Panel)
Small Double Tank Vol. 28L
Power : 18Kw / 440V
Size : 400x800x1100mm



**Holding Cabinet
PI-296**
9-Layer Stainless Steel
Basin Adjustable Temperature
Power : 2.5Kw / 220V
Tray 9 nos. : 1x1
Size : 620x870x1810mm



JTC

OmniBlend

3HP HIGH EFFICIENT MOTOR



TM 788A
Jar Capacity : 1.5 Ltr



TM 767A
Jar Capacity : 1.5 Ltr



TM 767
Jar Capacity : 2 Ltr



TM 800A
Jar Capacity : 1.5 Ltr



TM 800AQ
Jar Capacity : 1.5 Ltr



SPAR MIXER SPAR



SP-502



SP-502A

WITH
DIGITAL
TIMER



SP-800B



SP-800A

WITH
DIGITAL
TIMER



SAFETY GUARD (OPTIONAL) FOR SP-502 / SP-800



SP-200A



SP-25MA



SP-22HA



SP-30HA
SP-40HA



SP-34MA



SP-34HA



Model	Capacity		Voltage (V)	Power	Weight (Kg)
	Vol.(Ltr)	Max. Kneeding (Kg)			
SP-502	5	1	220	750W	15
SP-800	8	1.2	220	1/3HP	25
SP-200A	20	6	220	1/2HP	90
SP-25MA	25	6.5	220	3/4HP	110
SP-22HA	25	6.5	220	3/4HP	120
SP-30HA	30	10	440	1HP	200
SP-34MA	40	11	440	1.25HP	220
SP-34HA	40	11	440	1.25HP	220
SP-40HA	40	11	440	1.5HP	270
SP-60HA	60	27	440	3.00HP	285



SP-60HA

WITH
DIGITAL
TIMER

Dough Sheeter

SPAR MIXER
SPAR



FA-520B

Power : ½HP
Size : 2100x850x1100mm
Conveyor Size : 515x2000mm



FA-450A

Power : ½HP
Size : 1800x760x600mm
Conveyor Size : 430x1700mm

FA-520A

Power : ½HP
Size : 1800x850x600mm
Conveyor Size : 515x1700mm



Spiral Mixers



KL-015

Flour Capacity : 25kg
Power : 3½ HP
Size : 980x600x1090mm



KL-201

Flour Capacity : 38kg
Power : 4¾ HP
Size : 1060x640x1175mm



KL-202

Flour Capacity : 50kg
Power : 6¾ HP
Size : 1100x680x1175mm

Bread Slicer



TA-AL

Baldes : 31
Thickness : 12mm
Power : ¼HP
Size : 740x630x740mm



ROWZER PLUS

Frozen Food Processor with Brushless Motor

Rowzer Plus

Beaker Capacity : 1 ltr.
 Max. Fill Volume 0.8L
 Air Pressure : 1 Bar
 Ideal Food Temp : -22°C / -76°F
 Nominal Power : Available in 2 versions
 220-240V, 1000W, 50/60Hz
 120V, 1000W, 60Hz
 Blade Speed : 2.000 rpm
 Size : 475x190x395mm



Mycook

The Professional Induction-Heated Kitchen Robot

My Cook 1.8

Jar Capacity : 2 ltr.
 Total Power : 1800W
 Heating Power : 1000W
 Engine : 800W
 Size : 290x350x270mm
 Blade Speed : 2.000 rpm
 Rpm : From 100 upto 11500
 Speed : 10 and Turbo Functions
 Temp. Max 120°C
 Timer : 90mins.



IDEAL



D24 (SINGLE GROUP)



D24 Pro (SINGLE GROUP)



La Bella (DOUBLE GROUP)



IDCG8020 (COFFEE GRINDER)
Available in 0.5 & 1kg

OPTIONAL ACCESSORIES



Weighing Scale



Tamping Matt



Temperature Pitcher



Frothing Pitcher



Descaling Powder



58mm Temper



Knock Box





Vertical Contact Toaster | VCT



VCT-35



VCT-2000

Specifications

Model & Mfg. No.	Pass Through Time	Volts	Watts	Amps	Hertz	Plug Description
VCT-35		208-240	2600-3460	12.5	50/60	CEE 7/7 16 Amp., 250 Volt
VCT-2000	17 sec.	220-240	3019-3593	13.7-15	50	CEE 7/7 16 Amp., 250 Volt

Dimensions

Model & Mfg. No.	Width (A)	Depth (B)	Height (C)
VCT-35	21 1/4" (540 mm)	15 1/4" (387 mm)	23 1/4" (591 mm)
VCT-2000	21 1/4" (540 mm)	15 1/4" (387 mm)	23 1/4" (591 mm)



Dial A Cup Dispensers | DAC



New design available with Metal Clips that do not leave marks or imprints on paper foam cups.



LS-30



DAC-5

Model	Item Description	Width	Depth	Height	Collar Dia.	Tube Dia.	Tube Lg.	Cup Size Range	Shipping Weight
LS-30	Three DAC-10 components and four compartments (three lids, one straws)	15" (381 mm)	24" (610 mm)	28" (711 mm)	8 1/4" (209 mm)	5 7/8" (149 mm)	23" (584 mm)	8 oz. to 64 oz.	44 lbs. (20 kg)

Model	Item Description	Collar Dia.	Tube Dia.	Tube Lg.	Cup Rim Diameter	Cup Size Range (oz.)	Shipping Weight
DAC-5	Individual DAC-5 component	7 1/4" (185 mm)	5 9/16" (140 mm)	22 3/4" (578 mm)	2 3/4" to 4 1/4" (70 mm to 108 mm)	8 oz. to 32 oz.	5 lbs. (3 kg)



Rapid Steamer | RS-1000

Dimensions & Electrical Ratings

Width (A)	Depth (B)	Height (C)	Volts	Watts	Amps	Hertz
17.39" (441.7 mm)	16.86" (428.2 mm)	12.79" (324.9 mm)	200-240	5000	30	50/60



DFW Deluxe Food Warmer | DFW-150

Dimensions & Electrical Ratings

Width (A)	Depth (B)	Height (C)	Volts	Watts	Amps	Hertz
16 5/8" (422 mm)	17 1/4" (438 mm)	8 3/4" (222 mm)	230	2800	12.2	50/60

MERRYCHEF
A Welbilt Brand

Merrychef eikon® e1s
Ideal for cafes and bars



Merrychef eikon® e4
Ideal for cafés, bars, restaurants and hotels



Merrychef eikon® e3
Cafés, bars and bakeries



Merrychef eikon® e2s
Ideal for cafés, bars, convenience stores and quick service outlets

Merrychef eikon® e4s
Ideal for quick service outlets and convenience stores

	e1s	e2s SP	e2s HP	e4	e4s	e3
Technology						
Convection, microwave and impingement	✓	✓	✓	✓	✓	
Convection and microwave						✓
Cooking speeds vs other cooking methods						
Up to 20x faster			✓			
Up to 15x faster					✓	
Up to 12x faster		✓		✓		
Up to 10x faster	✓					
Up to 5x faster						✓
Average number of cooks per day:	50-100	100-150	150+	150+	150+	
Cooking methods						
Toasting, grilling, reheating, cooking	✓	✓	✓	✓	✓	✓
Baking						✓
12" pizza	✓	✓	✓	✓	✓	
Higher protein throughput				✓		
Outlet suitability						
Cafés and bars	✓	✓	✓	✓		✓
Quick service		✓	✓		✓	
Convenience stores			✓		✓	
Restaurants and hotels				✓		
Bakeries						✓
Cavity sizes in millimetres	311mm x 311mm	311mm x 311mm	311mm x 311mm	375mm x 312mm	375mm x 370mm	332mm x 325mm
EU plug current requirements	16A	16A	16A/32A	32A	32A	16A/32A

 **CONVOTHERM®**
A Welbilt Brand

 maxx. just right.



CMX ET 6.10 ES



CMX ET 10.10 ES



MAXX PRO
C4ET 10.10 EB

	CMX ET 6.10 ES	CMX ET 10.10 ES	MAXX PRO C4ET 10.10 EB
Dimensions (WxDxH)	875 x 797 x 794 mm	875 x 797 x 1066 mm	1000 x 940 x 1300 mm
Loading capacity (GN)	6+1	10+1	10+1
Shelf spacing	68 mm	68 mm	68 mm
Frequency	50 / 60 Hz	50 / 60 Hz	50 / 60 Hz
Voltage	3N~ 380-415V	3N~ 380-415V	3N~ 400 V
Rated power consumption	9.6 - 11.3 kW	17.2 - 20.4 kW	19.5 kW
Weight	104 kg	125.5 kg	142 kg





LINCOLN

A Welbilt Brand



Digital Countertop

Impinger® Conveyor Oven

Model Number	Width (31" Conveyor)	Width (50" Conveyor)	Depth	Height Single Stack	Height Double Stack	Input Rate	Volts	Amps	Phase	Hz
2501	353/8" (899 mm)	50" (1270 mm)	31¼" (797 mm)	18" (457 mm)	32" (813 mm)	6 kW	208	27	1	60
2501-001*	353/8" (899 mm)	50" (1270 mm)	31¼" (797 mm)	18" (457 mm)	32" (813 mm)	6 kW	208	27	1	60
2502	353/8" (899 mm)	50" (1270 mm)	31¼" (797 mm)	18" (457 mm)	32" (813 mm)	6 kW	240	24	1	60
2502-001*	353/8" (899 mm)	50" (1270 mm)	31¼" (797 mm)	18" (457 mm)	32" (813 mm)	6 kW	240	24	1	60
2504	353/8" (899 mm)	50" (1270 mm)	31¼" (797 mm)	18" (457 mm)	32" (813 mm)	6 kW	240	25	1	50
2505	353/8" (899 mm)	50" (1270 mm)	31¼" (797 mm)	18" (457 mm)	32" (813 mm)	6 kW	380/220	16	1	50
2508	353/8" (899 mm)	50" (1270 mm)	31¼" (797 mm)	18" (457 mm)	32" (813 mm)	6 kW	380/220	9	3	50
2509	353/8" (899 mm)	50" (1270 mm)	31¼" (797 mm)	18" (457 mm)	32" (813 mm)	6 kW	415/240	8	3	50
2510	353/8" (899 mm)	50" (1270 mm)	31¼" (797 mm)	18" (457 mm)	32" (813 mm)	6 kW	220	28	1	60
2512-000-E	353/8" (899 mm)	50" (1270 mm)	31¼" (797 mm)	18" (457 mm)	32" (813 mm)	6 kW	400/230	19	3	50

*Small. Versatile. Powerful and **NOW** Digital*











DIHR

we mean clean



HT 11

SINGLE SKIN HOOD-TYPE
DISHWASHERS

Model		Voltage	Capacity	Dimensions	Code
HT 11 ECO	2 PROGRAMS				
	RACK EQUIPMENT 2 X C40 1 X C44 2 X 15060	400 V 3N ~ 50 Hz 6,9 kW	 Ø 410  500x500	720x735x 1445/1880 H 100 kg  GN 1/1 530x325x25 H	HT 11 ECO
HT 11	2 PROGRAMS				
	RACK EQUIPMENT 2 X C40 1 X C44 2 X 15060	400 V 3N ~ 50 Hz 10,2 kW	 Ø 410  500x500	720x735x 1445/1880 H 100 kg  GN 1/1 530x325x25 H	HT 11 HT 11 D

X With special basket to be ordered

OUR BRANDS



AUTHORISED DEALER



EQUIPMENTS FOR

HOTELS | RESTAURANTS | SWEETS SHOPS | CATERING
| CANTEENS | FAST FOOD | BAKERY | BANQUETS



PRODUCTS & IDEAS (INDIA) PVT. LTD.

28/6/5, (Opp. MCD Primary School), Badli Village, Delhi-110042 (INDIA)

9650366044,9599890055,9650366022,9650366033,9560480111

productsandideas@yahoo.co.in, info@pi-india.com | www.pi-india.com

   **Products & Ideas**

ALSO AVAILABLE ON  **indiamart**